

## Item description

According to EN 61984, pluggable connectors without current interrupting capacity shall not be mated and unmated when live or under load.

## Data

### Electrical data

#### Ratings per IEC/EN 60664-1

Rated voltage (III / 3)	500 V
Rated impulse voltage (III / 3)	6 kV
Rated current	13.5 A

#### Approvals per UL 1059

Rated voltage UL (Use Group B)	300 V
Rated current UL (Use Group B)	15 A
Rated voltage UL (Use Group C)	300 V
Rated current UL (Use Group C)	15 A
Rated voltage UL (Use Group D)	300 V
Rated current UL (Use Group D)	15 A

### Connection data

Connection technology	Push-in CAGE CLAMP®
Actuation type	Open Tool Slot Push-in



Connectable conductor materials	Copper
Nominal cross section	1 mm <sup>2</sup>
Solid conductor	0.14 ... 1.5 mm <sup>2</sup> / 24 ... 16 AWG
Solid conductor, push-in termination	0.5 ... 1.5 mm <sup>2</sup> / 20 ... 16 AWG
Fine-stranded conductor	0.14 ... 1.5 mm <sup>2</sup> / 24 ... 16 AWG
Strip length	9 ... 11 mm / 0.35 ... 0.43 inch
Note (conductor cross-section)	Depending on the conductor characteristic, a conductor with a smaller cross section can also be inserted via push-in termination.
No. of poles	12
Total number of connection points	24
Total number of potentials	12
Type of wiring	Front-entry wiring

### Geometrical Data

Width	42.7 mm / 1.681 inch
Height	40.5 mm / 1.594 inch
Depth	25 mm / 0.984 inch
Module width	3.5 mm / 0.138 inch

### Mechanical data

Marking level	Side marking
---------------	--------------

### Plug connection

Contact type (pluggable connector)	Female connector/socket
Connector connection type	for conductors

### Material Data




Color	green-yellow, gray
Insulating material	Polyamide 66 (PA 66)
Fire load	0.543 MJ
Weight	32.72 g

### Commercial data



Product Group	18 (X-COM-System)
Country of origin	DE
GTIN	4050821221944
Customs Tariff No.	85366990990

### Approvals / Certificates

#### Country specific Approvals



Logo	Approval	Additional Approval Text	Certificate name
	CCA DEKRA Certification B.V.	EN 60947	NTR NL 7617
	CSA DEKRA Certification B.V.	C22.2 No. 158	2516073
	CSA DEKRA Certification B.V.	C22.2 No. 158	2516073

#### UL-Approvals



Logo	Approval	Additional Approval Text	Certificate name
	UL UL International Germany GmbH	UL 1059	E45172
	UL Underwriters Laboratories Inc.	UL 1059	E45172

#### Compatible products

##### Locking lever

	<b>Item no.: 2022-151</b> Locking lever; can be snapped on 1-conductor female plugs; 2 poles and more	2022-151
	<b>Item no.: 2022-152</b> Locking lever; can be snapped on 1-conductor female plugs; 2 poles and more	2022-152

##### ferrule

	<b>Item no.: 216-241</b> Ferrule; Sleeve for 0.5 mm <sup>2</sup> / 20 AWG; insulated; electro-tin plated; electrolytic copper; gastight crimped; acc. to DIN 46228, Part 4/09.90	216-241
	<b>Item no.: 216-242</b> Ferrule; Sleeve for 0.75 mm <sup>2</sup> / 18 AWG; insulated; electro-tin plated; electrolytic copper; gastight crimped; acc. to DIN 46228, Part 4/09.90	216-242
	<b>Item no.: 216-243</b>	



Ferrule; Sleeve for 1 mm<sup>2</sup> / AWG 18; insulated; electro-tin plated; electrolytic copper; gastight crimped; acc. to DIN 46228, Part 4/09.90

216-243

## tools



Item no.: 210-647

Operating tool with partially insulated shaft; Blade (2.5 x 0.4) mm; short

210-647



Item no.: 210-648

Operating tool with partially insulated shaft; Blade (2.5 x 0.4) mm; short; angled

210-648



Item no.: 210-719

Operating tool with partially insulated shaft; Type 1, blade (2.5 x 0.4) mm

210-719

## Marking accessories



Item no.: 2009-113

WMB-Inline; for Smart Printer; on reel; plain; snap-on type

2009-113



Item no.: 2009-113/000-002

WMB-Inline; for Smart Printer; on reel; plain; snap-on type

2009-113

/000-002



Item no.: 2009-113/000-005

WMB-Inline; for Smart Printer; on reel; plain; snap-on type

2009-113

/000-005



Item no.: 2009-113/000-006

WMB-Inline; for Smart Printer; on reel; plain; snap-on type

2009-113

/000-006



Item no.: 2009-113/000-007

WMB-Inline; for Smart Printer; on reel; plain; snap-on type

2009-113

/000-007



Item no.: 2009-113/000-012

WMB-Inline; for Smart Printer; on reel; plain; snap-on type

2009-113

/000-012



Item no.: 2009-113/000-017

WMB-Inline; for Smart Printer; on reel; plain; snap-on type

2009-113

/000-017



Item no.: 2009-113/000-023

WMB-Inline; for Smart Printer; on reel; plain; snap-on type

2009-113

/000-023



Item no.: 2009-113/000-024

WMB-Inline; for Smart Printer; on reel; plain; snap-on type

2009-113

/000-024



Item no.: 793-3501

WMB marking card; as card; plain; snap-on type

793-3501

## Protective Warning Marker



Item no.: 2000-115

Protective warning marker; with high-voltage symbol, black; for 5 terminal blocks

2000-115

## Strain relief plate

Item no.: 734-430



Strain relief plate

734-430

---

## Downloads

### Documentation

#### Bid Text

2020-212/000-037	docx 15.6 kB	Download
------------------	-----------------	----------

---

#### Additional Information

pdf 2.1 MB	Download
---------------	----------

---

## CAD/CAE - Smart Data

### CAD data

3D Download 2020-212/000-037	URL	Download
------------------------------	-----	----------

---

## Product family

**X-COM S-Mini**  
Show all products from the family

Subject to changes.

---